


Test & Measuring Instruments

DIGITAL EARTH RESISTANCE TESTER



CE

Test Leads Connections



1820 ER

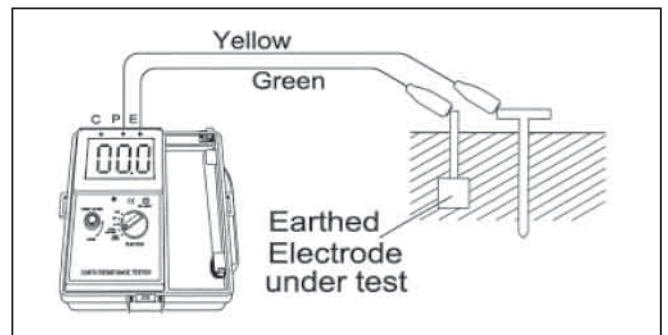
FEATURES

- I Capable of measuring earth voltage (Vac).
- I 2mA measuring current permits the testing of earth resistance without tripping earth leakage current circuit breakers in the circuit.
- I In addition to the facility for precision measurement, test leads for simplified two wire measuring system are also supplied as standard accessories.
- I Data hold function.
- I Battery operated.
- I EN/IEC 61010-1 CAT II 300V
- I Calibration performed with supplied test leads.

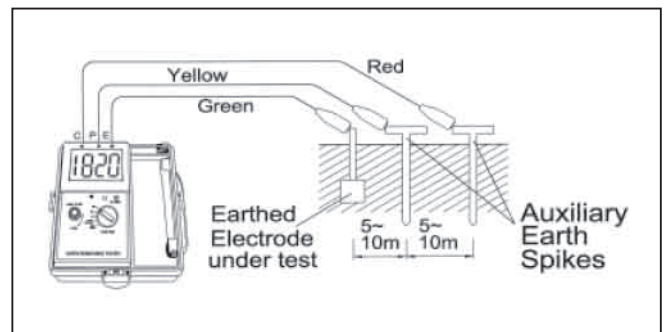
SPECIFICATIONS

Measuring Ranges	Earth Resistance 0-20Ω/0-200Ω/0-2000Ω Earth Voltage 0-200V AC (40-500Hz)
Accuracy	Earth Resistance ± (2% rdg+2dgt) Earth Voltage ± (1% rdg+2dgt)
Earth Resistance Resolution	0-20Ω (0.01Ω) 0-200Ω (0.1Ω) 0-2KΩ (1Ω)
Measuring System	Earth Resistance by constant current inverter 820Hz approx. 2mA.
Low Battery Indication	" $\frac{+}{-}$ " symbol appears on the display
Data Hold Indication	"HOLD" symbol appears on the display
Over Range Indication	"1" (MSD)
Open Circuit Indication	LED will be unlit
Display	LCD 3½ digit(2000 counts)
Power Source	(R6P)1.5V×8. Type AA
Dimensions	170(L)×165(W)×92(D)mm
Weight	Approx.1000g(battery included)
Accessories	Test leads (AL-36: red-15m yellow-10m green -5m +AL-33) Auxiliary earth spikes. Simplified measurement probe Shoulder belt Instruction manual Batteries

Earth Voltage Measurement



Earth Resistance Measurement



Earth Resistance Measurement

